

BELGIUM ANTWERP

CONTACT

PSA Antwerp NV
Napelsstraat 79,
2000, Antwerp, Belgium

OLIVIER VERHAEGEN
Commercial Director

Email : olivier.verhaegen@globalpsa.com
Hp : +32 479 97 76 54
Website : www.psa-antwerp.be

MPET NV
Sint Antoniusweg
9130 Doel, Belgium

LARS KOCH
Commercial Manager

Email : lars.koch@mpet.be
Tel : +32 3 260 6111
Website : www.mpet.be

PSA ANTWERP

TRANSPORTATION NETWORK



PSA Antwerp, PSA's largest investment outside Singapore, is the container gateway to Europe, with excellent transshipment and hinterland connections for rail, road, barge and short-sea vessels.

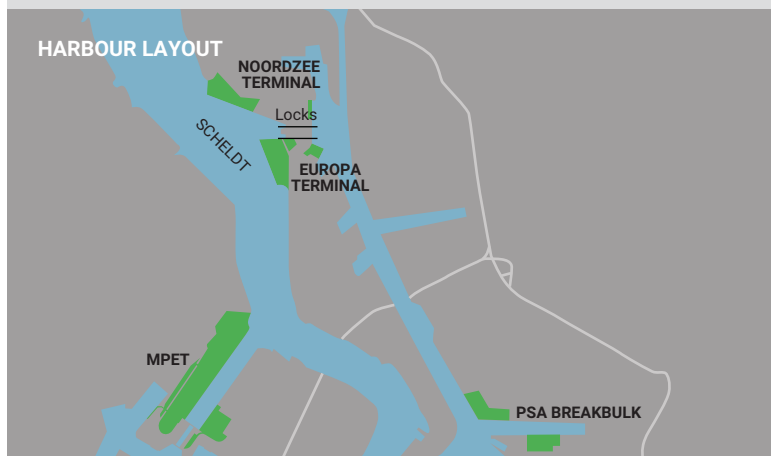
PSA Antwerp fully owns and operates two container terminals on the right bank of the river Scheldt: Noordzee Terminal and Europa Terminal. It also operates MSC PSA European Terminal (MPET) in a joint venture with Terminal Investment Limited on the left bank of the river Scheldt.

The Antwerp container terminals are connected to 800 destinations worldwide through 300 regular services. Together, they handle over 80% of containers that arrive in Antwerp.

MPET is a 9-MTEU facility, making it the largest container terminal in Europe.

In addition, the Europa and Noordzee Terminals have been upgraded to enable mega-vessel handling. Further expansion and upgrading works are in the pipeline. ■

HARBOUR LAYOUT



ANTWERP
MPET
Noordzee Terminal
Europa Terminal

Facilities

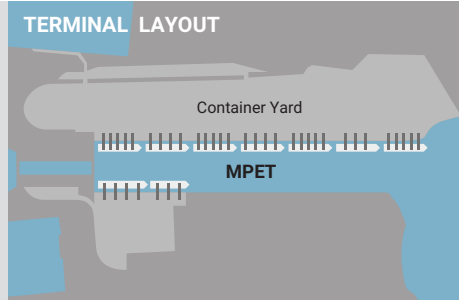
Container berths	16
Quay length (m)	5,721
Area (ha)	383
Max depth at Chart Datum (m)	17
Quay cranes	59
Designed capacity ('000 TEUs)	13,100

BELGIUM ANTWERP

PSA ANTWERP



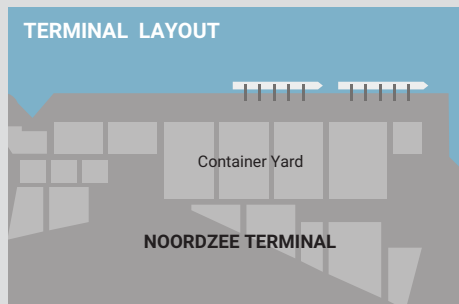
MPET



MPET	
Facilities	
Container berths	11
Quay length (m)	3,680
Area (ha)	247
Max depth at Chart Datum (m)	17
Quay cranes	38
Designed capacity ('000 TEUs)	9,000



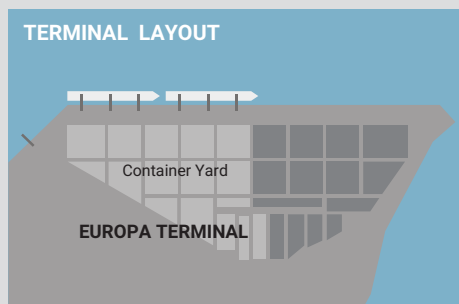
NOORDZEE TERMINAL



NOORDZEE TERMINAL	
Facilities	
Container berths	3
Quay length (m)	1,265
Area (ha)	92
Max depth at Chart Datum (m)	17
Quay cranes	14
Designed capacity ('000 TEUs)	3,000



EUROPA TERMINAL
(UNDER CONSTRUCTION)



EUROPA TERMINAL	
FACILITIES	
Container berths	2
Quay length (m)	776
Area (ha)	49
Max depth at Chart Datum (m)	14.5
Quay cranes	7
Designed capacity ('000 TEUs)	1,100