

SINGAPORE SINGAPORE

CONTACT

PSA Corporation Limited
1 Harbour Drive,
#03-00, PSA Horizons,
Singapore 117352

ONG CHIEW SUAN

Head of Corporate Communications
& Commercial, SEA
Email : csong@globalpsa.com

Pasir Panjang Automobile Terminal,
Sembawang Wharves, Keppel Distripark
3 Harbour Drive
Pasir Panjang Terminal Building 3 #02-22
Singapore 117404

SEOW HWEE

Head of Port Ecosystem Business, SEA
Email : seowhwee@globalpsa.com
Tel : +65 62747111
Website : www.singaporepsa.com

PSA SINGAPORE

TRANSPORTATION NETWORK



PSA Singapore operates the world's largest transshipment hub. In 2025, it handled 44.5 million TEUs. Tuas Port was officially inaugurated on 1 Sep 2022, with the first set of berths operational at Phase One of the development. Functioning as one integrated facility, the City Terminals, Pasir Panjang Terminals and Tuas Port offer connections to 600 ports globally. This includes daily sailings to every major port in the world.

PSA Singapore also operates Pasir Panjang Automobile Terminal (PPAT), Sembawang Wharves (SW), Keppel Distripark (KD), and Jurong Island Terminal (JIT).

PPAT and SW handle vehicles and general cargo. In 2025, PPAT and SW handled 1,116,844 vehicles and 889,117 tonnes of general cargo.

KD facilities include a container freight station, warehouses, heavy vehicle and chassis parks. Supported by an on-dock depot in the vicinity, the distripark is located within the free trade zone, enabling efficient cargo handling and value-added logistics services. KD is also in close proximity to PSA's container terminals and has easy access to the airport and industrial hubs.

JIT is located in the western part of Jurong Island - the centrepiece of Singapore's energy and chemicals sector. The two berths at the terminal handle two barge sailings daily. JIT is fully integrated with the wider Tuas ecosystem, providing sustainable barging solutions that connect Jurong Island to global markets.

JIT offers Dangerous Goods (DG) handling facilities and a sheltered transloading area. These facilities support cargo transfer and value-added services, helping cargo owners manage their inventory and Container Detention and Demurrage charges. ■

Facilities (Container Terminals)

Container berths	56
Quay length (m)	21,288
Area (ha)	887
Max depth at Chart Datum (m)	23
Quay cranes	217
Designed capacity ('000 TEUs)	46,500

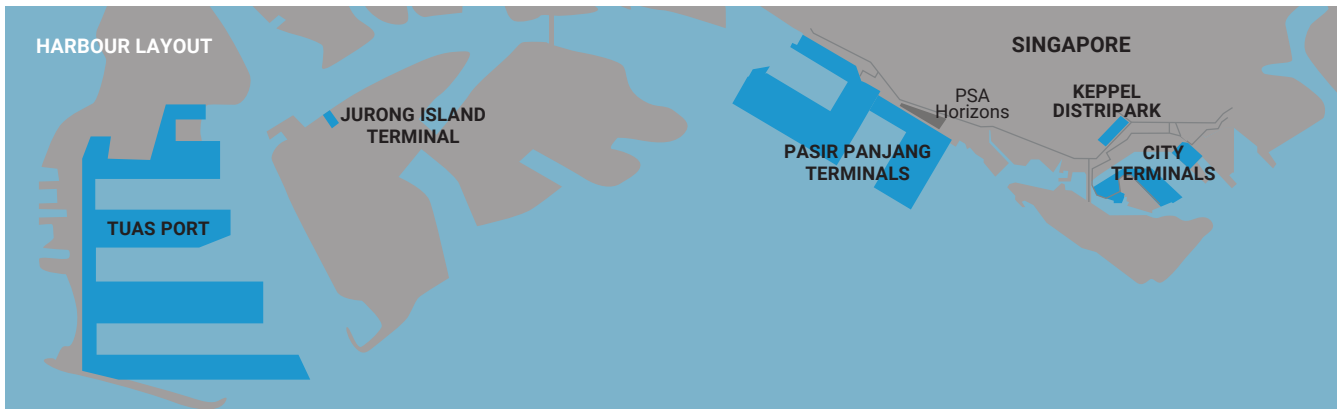
Container Terminals

Brani Terminal (BT)
Keppel Terminal (KT)
Pasir Panjang Terminal 1 – 6 (PPT 1 – 6)
Tuas Port
Jurong Island Terminal

Automobile Terminal and Wharves

Pasir Panjang Automobile Terminal (PPAT)
Sembawang Wharves

HARBOUR LAYOUT



SOUTHEAST ASIA Singapore
NORTHEAST ASIA
MIDDLE EAST, SOUTH ASIA, AFRICA, TURKIYE
EUROPE
AMERICAS



SINGAPORE SINGAPORE

PSA SINGAPORE



CITY TERMINALS

CITY TERMINALS

Facilities

Quay length (m)	2,222
Area (ha)	103
Max depth at Chart Datum (m)	15



PASIR PANJANG TERMINALS

PASIR PANJANG TERMINALS

Facilities

Quay length (m)	13,450
Area (ha)	539
Max depth at Chart Datum (m)	18



TUAS PORT

TUAS PORT (IN PROGRESS)

Facilities

Quay length (m)	5,006
Area (ha)	236
Max depth at Chart Datum (m)	23



JURONG ISLAND TERMINAL

JURONG ISLAND TERMINAL

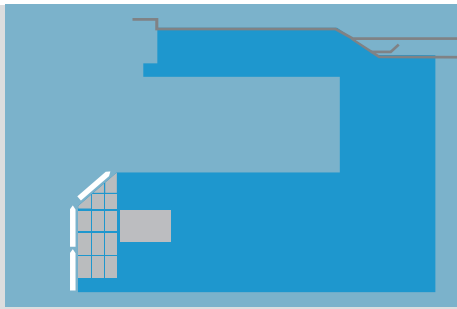
Facilities

Quay length (m)	250
Area (ha)	10
Max depth at Chart Datum (m)	10.6

SOUTHEAST ASIA Singapore
NORTHEAST ASIA
MIDDLE EAST SOUTH ASIA AFRICA, TÜRKİYE
EUROPE
AMERICAS




PASIR PANJANG AUTOMOBILE TERMINAL



PASIR PANJANG AUTOMOBILE TERMINAL	
Facilities	
Ro-Ro berths	3
Quay length (m)	1,010
Area (ha)	25
Max depth at Chart Datum (m)	15




KEPPEL DISTRIPARK



KEPPEL DISTRIPARK	
Facilities	
Area (ha)	22
Leasable warehouse space (K sqft)	1,200
Leasable office space (K sqft)	81



SEMBAWANG WHARVES



SEMBAWANG WHARVES	
Facilities	
Berths	4
Quay length (m)	660
Area (ha)	28
Max depth at Chart Datum (m)	11.6